

Metric ID 4.1.2

Content

S. No.	Particulars	Page No.
1	Summary of year wise expenditure on infrastructure development and augmentation, excluding salary component	1
2	Audited statement of income and expenditure highlighting infrastructure development and augmentation items excluding salary component for the session 2023-24	2-5
3	Audited statement of income and expenditure highlighting infrastructure development and augmentation items excluding the Salary for the Session 2022-23	6-9
4	Audited statement of income and expenditure highlighting infrastructure development and augmentation items excluding the Salary for the Session 2021-22	10-13
5	Audited statement of income and expenditure highlighting infrastructure development and augmentation items excluding the Salary for the Session 2020-21	14-17
6	Audited statement of income and expenditure highlighting infrastructure development and augmentation items excluding the Salary for the Session 2019-20	18-21
7	Extract of Expenditure on the infrastructure and development and augmentation, excluding the Salary component for the Session 2023-24	22
8	Extract of Expenditure on the infrastructure and development and augmentation, excluding the Salary component for the Session 2022-23	23
9	Extract of Expenditure on the infrastructure and development and augmentation, excluding the Salary component for the Session 2021-22	24
10	Extract of Expenditure on the infrastructure and development and augmentation, excluding the Salary component for the Session 2020-21	25
11	Extract of Expenditure on the infrastructure and development and augmentation, excluding the Salary component for the Session 2019-20	26

1. Summary of year wise expenditure on infrastructure development and augmentation, excluding salary component



INSTITUTE OF TECHNOLOGY & MANAGEMENT
www.itmgoi.in

श्रेष्ठ इंजिनरी इंटरफेस के लिए
CMAI, AICTE & RGPV
द्वारा पुरस्कृत


1. Summary of year wise expenditure on infrastructure development and augmentation, excluding the salary component

Year	Total Expenditure (In Lakh)	Expenditure on infrastructure development and augmentation, excluding the salary component (In Lakh)	Average percentage of Expenditure on Infrastructure development and augmentation, excluding the salary component
2023-2024	1223.03	501.47	38.57 %
2022-2023	905.91	394.53	
2021-2022	549.21	155.28	
2020-2021	427.51	202.80	
2019-2020	654.36	213.15	


DIRECTOR
Institute of Technology & Managen..
Gwalior (M.P.)

2. **Audited statement of income and expenditure highlighting infrastructure development and augmentation items excluding salary component for the session 2023-24**

“JaiGurudev”

 **Manoj Jeevan & Associates**
Chartered Accountants

AUDIT REPORT

We have audited the attached Balance Sheet of Institute of Technology & Management Gwalior (Run by Samata Lok Sansthan Trust) as at 31st March 2024, together with the Income & Expenditure Account of the Institute of Technology & Management Gwalior for the year ended 31st March 2024. These financial statements are the responsibility of Management, our responsibility is to express an opinion on these financial statements based on our audit. We report as under :

(a) We have obtained all the information and explanations, which to the best of our knowledge and belief were necessary for the purpose of audit.

(b) In our opinion, proper books of account have been kept by the Institute so far as it appeared from our examination of books.

(c) The Balance Sheet and Income & Expenditure Account dealt with by the report are in agreement with the books of account.


(d) According to information and explanations given to us and books of accounts produced before us, there is no material concealment and misrepresentation about financial affairs.

(e) The Financial Statements have been drawn up in conformity with the Accounting Principles generally accepted in India


(f) The said Balance Sheet and Income & Expenditure Account give a true and fair view :-

(i) In so far as it relates to Balance Sheet, of the state of affairs of Institute of Technology & Management, Gwalior as at 31st March 2024 and

(ii) In so far as it relates to the Income & Expenditure Account, of the Surplus of Institute of Technology & Management, Gwalior for the year ended 31st March 2024.


DIRECTOR
Institute of Technology & Management
Gwalior (M.P.)

Place : GWALIOR
Date : 05/09/2024
UDIN : 24076417BKARWD6920

For MANOJ JEEVAN & ASSOCIATES
Chartered Accountants

(MANOJ GOYAL)
PARTNER
Membership No. : 076417
Registration No. : 007380C

GL-1 Ground Floor, Shristhi Complex, Kherapati Road, Gwalior-474002

INSTITUTE OF TECHNOLOGY & MANAGEMENT : GWALIOR					
BALANCE SHEET AS AT 31ST MARCH 2024					
LIABILITIES	AMOUNT (RS.)	AMOUNT (RS.)	ASSETS	AMOUNT (RS.)	AMOUNT (RS.)
ACCUMULATED FUND			FIXED ASSETS		
BALANCE AS PER LAST YEAR	16,38,96,207.41		OPENING BALANCE	12,42,29,865.53	
ADD : SURPLUS DURING THE YEAR	2,34,51,687.52	18,73,47,894.93	ADDITION DURING THE YEAR	3,19,53,876.00	
				15,61,83,741.53	
RESERVE & SURPLUS			LESS : DEPRECIATION	1,81,93,286.00	
BALANCE AS PER LAST YEAR	15,02,89,824.83		NET ASSETS		13,79,90,455.53
ADD : ADDITION DURING THE YEAR	1,75,24,000.00	16,78,13,824.83	(ANNEXURE "D")		
CAUTION MONEY REFUNDABLE		68,09,988.00	INVESTMENTS		2,38,89,427.42
			(ANNEXURE "E")		
ADVANCE FEE RECEIVED		58,21,255.15	CURRENT ASSETS LOANS & ADVANCES		
(ANNEXURE "A")					
RESERVE FUND		18,08,766.66	LOANS & ADVANCES		20,14,68,543.50
			(ANNEXURE "F")		
ALUMNI FUND		18,51,730.00	DEPOSIT		16,48,512.00
DUTIES & TAXES		9,70,729.00	STUDENT FEE RECEIVABLE		2,58,82,689.00
TAX DEDUCTED AT SOURCE			(ANNEXURE "G")		
CURRENT LIABILITIES					
			CASH & BANK BALANCES		
CREDITORS		26,72,789.00	(ANNEXURE "H")		
(ANNEXURE "B")			CASH IN HAND	1,76,910.00	
OTHER LIABILITIES & PROVISIONS		1,76,55,243.40	BANK BALANCE	16,95,683.52	18,72,593.52
(ANNEXURE "C")					
TOTAL		39,27,52,220.97	TOTAL		39,27,52,220.97

PLACE : Gwalior
DATE : 05.09.2024



MHB gic
DIRECTOR

DIRECTOR

Institute of Technology & Management
Gwalior (M.P.)

MHB
DIRECTOR
Institute of Technology & Management
Gwalior (M.P.)

INSTITUTE OF TECHNOLOGY & MANAGEMENT : GWALIOR			
INCOME & EXPENDITURE FOR THE YEAR ENDED 31ST MARCH 2024			
EXPENDITURE	AMOUNT (RS.)	INCOME	AMOUNT (RS.)
TO AFFILIATION AND APPLICATION FEE	29,28,267.54	BY FEE RECEIVED FROM STUDENTS	15,83,31,250.00
TO AUDIT FEE	3,54,000.00	BY BUS FEE RECEIVED	1,46,32,691.00
TO ALUMNI MEET	1,42,441.00	BY HOSTEL FEE RECEIVED	82,44,716.00
TO BANK CHARGES	23,236.50	BY TRAINING & PLACEMENT FEE RECEIVED	93,41,184.00
TO SUBSCRIPTION FOR PERIODICALS & JOURNALS	7,09,947.00	BY SERVICE CHARGES	1,27,256.00
TO ART & CULTURAL ACTIVITIES	7,14,208.00	BY INTEREST RECEIVED	9,49,107.00
TO COUNSELLING EXPENSES	2,46,427.00	BY MISC. RECEIVED	13,39,230.00
TO CONSULTANCE EXPENSES	45,500.00	BY MISC. FEE RECEIPT FROM STUDENTS	45,28,055.00
TO STAFF & STUDENTS WELFARE EXPENSES	16,26,416.00	BY OTHER INCOME	7,34,000.00
TO REPAIR & MAINTENANCE (BUILDING & OTHERS)	57,35,103.00	BY CREDITORS WRITE OFF	4,62,899.00
TO REPAIR & MAINTENANCE VEHICLE	32,092.00		
TO BUS RUNNING EXPENSES	99,90,934.00		
TO DEPRECIATION ACCOUNT	1,81,93,286.00		
TO EXAM EXPENSES	16,500.00		
TO OTHER EXPENSES ON OBJECT OF TRUST	50,000.00		
TO ELECTRICITY & WATER CHARGES	1,68,97,589.00		
TO EDUCATIONAL & PROMOTIONAL ACTIVITY	48,41,277.00		
TO FREIGHT & CARTAGE	23,102.00		
TO HOSTEL EXPENSES	70,57,667.00		
TO HORTICULTURE EXPENSES	8,45,029.00		
TO HOUSEKEEPING EXPENSES	31,74,795.00		
TO INTERNET EXPENSES	3,54,366.00		
TO INSURANCE EXPENSES	4,13,500.00		
TO LEGAL EXPENSES	31,450.00		
TO LAND DIVERSION EXPENSES	2,61,655.00		
TO MISCELLANEOUS OFFICE EXPENSES	3,92,599.50		
TO MEMBERSHIP & SPONSORSHIP EXPENSES	12,065.00		
TO POSTAGE & TELEGRAM EXPENSES	84,066.00		
TO PROPERTY TAX	1,42,011.00		
TO RESEARCH & DEVELOPMENT EXPENSES	1,58,945.00		
TO RAW MATERIAL FOR LAB WORKSHOP	11,63,345.00		
TO RECRUITMENT EXPENSES	47,836.00		
TO SCULPTOR CAMP EXPENSES	23,71,776.00		
TO SALARY & OTHER ALLOWANCES	8,48,89,190.00		
TO SEMINAR & CONFERENCE EXPENSES	2,35,758.00		
TO SPORTS EXPENSES	1,27,389.00		
TO STATIONERY & PRINTING EXPENSES	18,20,332.00		
TO SCHOLARSHIP TO STUDENTS	13,09,355.00		
TO STUDENT TRAINING EXPENSES	39,55,528.10		
TO SECURITY EXPENSES	29,20,420.00		
TO TELEPHONE EXPENSES	1,90,065.84		
TO TRAVELLING EXPENSES	2,57,171.00		
TO TYPING & ELECTROSTATE EXPENSES	19,530.00		
TO VISITING FACULTY	57,000.00		
TO WEBSITE EXPENSES	3,75,530.00		
TO SURPLUS	2,34,51,687.52		
(BEING EXCESS OF INCOME OVER EXPENDITURE DURING THE YEAR)			
TOTAL	19,86,90,388.00	TOTAL	19,86,90,388.00

PLACE : Gwalior
DATE : 05.09.2024



M.B. Jais
DIRECTOR
DIRECTOR
Institute of Technology & Management,
Gwalior (M.P.)
M.B. Jais
DIRECTOR
Institute of Technology & Management,
Gwalior (M.P.)

INSTITUTE OF TECHNOLOGY & MANAGEMENT : GWALIOR

(ANNEXURE " D ")

FIXED ASSETS (FOR THE YEAR ENDED 31ST MARCH 2024)


S.No.	Particulars	Rate of Dep.	Op. Balance As on 01.04.2023	Addition Up to 30.09.2023	Addition Up to 31.03.2024	Deduction/ Transfer	Gross Block As on 31.03.2024	Dep. up to 30.09.23	Dep. up to 31.03.24	Total Dep.	Net Block As on 31.03.2024
1	Land	0%	34,95,086.00	-	-	-	34,95,086.00	-	-	-	34,95,086.00
2	Building	10%	6,88,82,133.65	55,06,138.00	1,65,05,866.00	-	9,08,94,137.65	74,38,827.00	8,25,293.00	82,64,120.00	8,26,30,017.65
3	Computer & Software	60%	26,50,118.56	40,10,612.00	2,19,466.00	-	68,80,196.56	39,96,438.00	65,840.00	40,62,278.00	28,17,918.56
4	Furniture & Fixture	10%	1,70,71,876.70	22,14,034.00	19,79,870.00	-	2,12,65,780.70	19,28,591.00	98,994.00	20,27,585.00	1,92,38,195.70
5	Lab Equipment	15%	22,81,359.00	-	1,75,346.00	-	24,56,705.00	3,42,204.00	13,151.00	3,55,355.00	21,01,350.00
6	Books	60%	2,41,023.60	2,22,670.00	3,21,650.00	-	7,85,343.60	2,78,216.00	96,495.00	3,74,711.00	4,10,632.60
7	Other Assets	15%	1,74,55,639.62	3,58,590.00	4,39,634.00	-	1,82,53,863.62	26,72,134.00	32,973.00	27,05,107.00	1,55,48,756.62
8	Vehicles	15%	26,94,200.40	-	-	-	26,94,200.40	4,04,130.00	-	4,04,130.00	22,90,070.40
9	Art Lab	0%	94,58,428.00	-	-	-	94,58,428.00	-	-	-	94,58,428.00
	Total		12,42,29,865.53	1,23,12,044.00	1,96,41,832.00	-	15,61,83,741.53	1,70,60,540.00	11,32,746.00	1,81,93,286.00	13,79,90,455.53



DIRECTOR
 Institute of Technology & Management
 Gwalior (M.P.)

3. **Audited statement of income and expenditure highlighting infrastructure development and augmentation items excluding salary component for the session 2022-23**

“JaiGurudev”


 **Manoj Jeevan & Associates**
Chartered Accountants


AUDIT REPORT

We have audited the attached Balance Sheet of Institute of Technology & Management Gwalior (Run by Samata Lok Sansthan Trust) as at 31st March 2023, together with the Income & Expenditure Account of the Institute of Technology & Management Gwalior for the year ended 31st March 2023. These financial statements are the responsibility of Management, our responsibility is to express an opinion on these financial statements based on our audit. We report as under :


- (a) We have obtained all the information and explanations, which to the best of our knowledge and belief were necessary for the purpose of audit.
- (b) In our opinion, proper books of account have been kept by the Institute so far as it appeared from our examination of books.
- (c) The Balance Sheet and Income & Expenditure Account dealt with by the report are in agreement with the books of account.
- (d) According to information and explanations given to us and books of accounts produced before us, there is no material concealment and misrepresentation about financial affairs.
- (e) The Financial Statements have been drawn up in conformity with the Accounting Principles generally accepted in India
- (f) The said Balance Sheet and Income & Expenditure Account give a true and fair view :-
 - (i) In so far as it relates to Balance Sheet, of the state of affairs of Institute of Technology & Management, Gwalior as at 31st March 2023 and
 - (ii) In so far as it relates to the Income & Expenditure Account, of the Surplus of Institute of Technology & Management, Gwalior for the year ended 31st March 2023.

For MANOJ JEEVAN & ASSOCIATES
Chartered Accountants


(MANOJ GOYAL)
PARTNER
Membership No. : 076417
Registration No.: 007380C



Place : GWALIOR
Date : 20/10/2023
UDIN : 23076417BGXHES9245


DIRECTOR
Institute of Technology & Management
Gwalior (M.P.)

GL-1 Ground Floor, Shristhi Complex, Kherapati Road, Gwalior-474002
Telephone : 0751-2420215, 4071779, Mob. : +91 9425111779, Fax : 0751-2420215
E-mail : manojjeevan@rediffmail.com, camjeevan@gmail.com

INSTITUTE OF TECHNOLOGY & MANAGEMENT : GWALIOR
BALANCE SHEET AS AT 31ST MARCH 2023

LIABILITIES	AMOUNT (RS.)	AMOUNT (RS.)	ASSETS	AMOUNT (RS.)	AMOUNT (RS.)
<u>ACCUMULATED FUND</u>			<u>FIXED ASSETS</u>		
BALANCE AS PER LAST YEAR	126,291,986.32		OPENING BALANCE	114,371,375.53	
ADD : SURPLUS DURING THE YEAR	37,604,221.09	163,896,207.41	ADDITION DURING THE YEAR	24,655,834.00	
				139,027,209.53	
<u>RESERVE & SURPLUS</u>			LESS : DEPRECIATION	14,797,344.00	
BALANCE AS PER LAST YEAR		150,289,824.83	NET ASSETS		124,229,865.53
			(ANNEXURE "D")		
<u>CAUTION MONEY REFUNDABLE</u>		5,729,488.00	INVESTMENTS		12,882,882.42
			(ANNEXURE "E")		
<u>ADVANCE FEE RECEIVED</u>		3,690,633.90	<u>CURRENT ASSETS LOANS & ADVANCES</u>		
(ANNEXURE "A")					
<u>RESERVE FUND</u>		2,984,884.66	LOANS & ADVANCES		177,644,924.12
			(ANNEXURE "F")		
<u>ALUMNI FUND</u>		1,848,730.00	DEPOSIT		1,648,512.00
<u>DUTIES & TAXES</u>		250,953.00			
TAX DEDUCTED AT SOURCE			<u>STUDENT FEE RECEIVABLE</u>		23,199,833.50
			(ANNEXURE "G")		
<u>CURRENT LIABILITIES</u>			<u>CASH & BANK BALANCES</u>		
<u>CREDITORS</u>		6,178,730.00	(ANNEXURE "H")		
(ANNEXURE "B")			CASH IN HAND	22,297.00	
<u>OTHER LIABILITIES & PROVISIONS</u>		15,653,708.40	BANK BALANCE	10,894,845.63	10,917,142.63
(ANNEXURE "C")					
TOTAL		350,523,160.20	TOTAL		350,523,160.20

PLACE : Gwalior
DATE : 20.10.2023



MUB g se
DIRECTOR
DIRECTOR
Institute of Technology & Management
Gwalior (M.P.)

MUB
DIRECTOR
Institute of Technology & Management
Gwalior (M.P.)

INSTITUTE OF TECHNOLOGY & MANAGEMENT : GWALIOR
INCOME & EXPENDITURE FOR THE YEAR ENDED 31ST MARCH 2023

EXPENDITURE	AMOUNT (RS.)	INCOME	AMOUNT (RS.)
TO AFFILIATION AND APPLICATION FEE	1,322,596.24	BY FEE RECEIVED FROM STUDENTS	140,344,597.00
TO ACCREDITATION EXPENSES	365,800.00	BY HOSTEL RECEIVED	10,614,544.00
TO ADMISSION FEE	100,000.00	BY HOSTEL FEE RECEIVED	4,502,612.00
TO ALUMNI MEET	199,110.00	BY TRAINING & PLACEMENT FEE RECEIVED	9,403,006.00
TO BANK CHARGES	26,782.42	BY SERVICE CHARGES	9,000.00
TO SUBSCRIPTION FOR PERIODICALS & JOURNALS	127,546.00	BY INTEREST RECEIVED	548,401.42
TO ART & CULTURAL ACTIVITIES	356,188.00	BY MISC. RECEIVED	1,299,429.00
TO COUNSELLING EXPENSES	220,151.00	BY OTHER INCOME	1,752,010.00
TO CONSULTANCY EXPENSES	5,000.00	BY EXAM FEE RECEIVED	51,170.00
TO STAFF & STUDENTS WELFARE EXPENSES	972,644.00	BY CREDITORS WRITE OFF	533,596.00
TO REPAIR & MAINTENANCE (BUILDING & OTHERS)	6,737,586.00		
TO REPAIR & MAINTENANCE VEHICAL	402,307.00		
TO BUS RUNNING EXPENSES	8,687,934.00		
TO DEPRECIATION ACCOUNT	14,797,344.00		
TO EXAM EXPENSES	15,130.00		
TO OTHER EXPENSES ON OBJECT OF TRUST	45,000.00		
TO ELECTRICITY & WATER CHARGES	9,884,602.00		
TO EDUCATIONAL & PROMOTIONAL ACTIVITY	2,476,884.00		
TO FREIGHT & CARTAGE	5,550.00		
TO HOSTEL EXPENSES	3,294,950.00		
TO HORTICULTURE EXPENSES	90,910.00		
TO HOUSEKEEPING EXPENSES	2,335,741.00		
TO INTERNET EXPENSES	506,944.00		
TO INSURANCE EXPENSES	512,956.00		
TO LEGAL EXPENSES	64,135.00		
TO LAND DIVERTION EXPENSES	246,655.00		
TO MISCELLANEOUS OFFICE EXPENSES	497,797.00		
TO MEMBERSHIP & SPONSORSHIP EXPENSES	14,527.37		
TO POSTAGE & TELEGRAM EXPENSES	19,579.00		
TO PROPERTY TAX	142,011.00		
TO RESEARCH & DEVELOPMENT EXPENSES	737,205.00		
TO RAW MATERIAL FOR LAB WORKSHOP	1,708,865.00		
TO SALARY & OTHER ALLOWANCES	67,519,165.00		
TO SEMINAR & CONFERENCE EXPENSES	151,462.00		
TO SPORTS EXPENSES	63,428.00		
TO STATIONERY & PRINTING EXPENSES	1,395,981.00		
TO SCHOLARSHIP TO STUDENTES	1,336,710.00		
TO STUDENT TRAINING EXPENSES	4,028,339.00		
TO SECURITY EXPENSES	1,440,229.00		
TO TELEPHONE EXPENSES	199,902.35		
TO TRAVELLING EXPENSES	231,664.85		
TO TYPING & ELECTROSTATE EXPENSES	32,415.00		
TO VISITING FACULTY	134,410.00		
TO SURPLUS	37,604,221.09		
(BEING EXCESS OF INCOME OVER EXPENDITURE DURING THE YEAR)			
TOTAL	171,058,387.42	TOTAL	171,058,387.42

As per out. Audit Report Attached

PLACE : Gwalior
DATE : 20.10.2023



M.S. Jive
DIRECTOR
Institute of Technology & Management
Gwalior (M.P.)
M.R.
DIRECTOR
Institute of Technology & Management
Gwalior (M.P.)

INSTITUTE OF TECHNOLOGY & MANAGEMENT : GWALIOR

(ANNEXURE " D ")

FIXED ASSETS (FOR THE YEAR ENDED 31ST MARCH 2023)

S.No.	Particulars	Rate of Dep.	Op. Balance As on 01.04.2022	Addition Up to 30.09.2022	Addition Up to 31.03.2023	Deduction/ Transfer	Gross Block As on 31.03.2023	Dep. up to 30.09.22	Dep. up to 31.03.23	Total Dep.	Net Block As on 31.03.2023
1	Land	0%	3,495,086.00	-	-	-	3,495,086.00	-	-	-	3,495,086.00
2	Building	10%	75,691,355.55	698,002.00	136,749.00	-	76,528,106.65	7,639,136.00	6,837.00	7,645,973.00	68,882,133.65
3	Computer & Software	60%	1,137,730.56	1,875,880.00	2,063,820.00	-	5,077,430.56	1,808,166.00	619,146.00	2,427,312.00	2,650,118.56
4	Furniture & Fixture	10%	14,580,059.70	2,725,476.00	1,575,679.00	-	18,881,214.70	1,730,554.00	78,784.00	1,809,338.00	17,071,876.70
5	Lab Equipment	15%	2,231,770.00	151,347.00	276,443.00	-	2,659,560.00	357,468.00	20,733.00	378,201.00	2,281,359.00
6	Books	60%	167,704.60	52,622.00	218,419.00	-	438,745.60	132,196.00	65,526.00	197,722.00	241,023.60
7	Other Assets	15%	4,895,044.62	630,640.00	13,793,306.00	-	19,318,990.62	828,853.00	1,034,498.00	1,863,351.00	17,455,639.62
8	Vehicles	15%	2,712,196.40	470,005.00	-	12,554.00	3,169,647.40	475,447.00	-	475,447.00	2,694,200.40
9	Art Lab	0%	9,458,428.00	-	-	-	9,458,428.00	-	-	-	9,458,428.00
	Total		114,371,375.53	6,603,972.00	18,064,416.00	12,554.00	139,027,209.53	12,971,820.00	1,825,524.00	14,797,344.00	124,229,865.53




MJB
DIRECTOR

Institute of Technology & Management
Gwalior (M.P.)

4. **Audited statement of income and expenditure highlighting infrastructure development and augmentation items excluding salary component for the session 2021-22**

“JaiGurudev”


 **Manoj Jeevan & Associates**
Chartered Accountants

AUDIT REPORT


We have audited the attached Balance Sheet of Institute of Technology & Management Gwalior (Run by Samata Lok Sansthan Trust) as at 31st March 2022, together with the Income & Expenditure Account of the Institute of Technology & Management Gwalior for the year ended 31st March 2022. These financial statements are the responsibility of Management, our responsibility is to express an opinion on these financial statements based on our audit. We report as under :

- (a) We have obtained all the information and explanations, which to the best of our knowledge and belief were necessary for the purpose of audit.
- (b) In our opinion, proper books of account have been kept by the Institute so far as it appeared from our examination of books.
- (c) The Balance Sheet and Income & Expenditure Account dealt with by the report are in agreement with the books of account.
- (d) According to information and explanations given to us and books of accounts produced before us, there is no material concealment and misrepresentation about financial affairs.
- (e) The Financial Statements have been drawn up in conformity with the Accounting Principles generally accepted in India
- (f) The said Balance Sheet and Income & Expenditure Account give a true and fair view :-
 - (i) In so far as it relates to Balance Sheet, of the state of affairs of Institute of Technology & Management, Gwalior as at 31st March 2022 and
 - (ii) In so far as it relates to the Income & Expenditure Account, of the Deficit of Institute of Technology & Management, Gwalior for the year ended 31st March 2022.

For MANOJ JEEVAN & ASSOCIATES
Chartered Accountants


(MANOJ GOYAL)
PARTNER
Membership No. : 076417
Registration No.: 007380C

Place : GWALIOR
Date : 11/07/2022
UDIN : 22076417AMQZOE1847


DIRECTOR
Institute of Technology & Management
Gwalior (M.P.)

GL-1 Ground Floor, Shristhi Complex, Kherapati Road, Gwalior-474002
Telephone : 0751-2420215, 4071779, Mob. : +91 9425111779, Fax : 0751-2420215
E-mail : manojjeevan@rediffmail.com, camjeevan@gmail.com

INSTITUTE OF TECHNOLOGY & MANAGEMENT : GWALIOR					
BALANCE SHEET FOR THE YEAR ENDED 31ST MARCH 2022					
LIABILITIES	AMOUNT (RS.)	AMOUNT (RS.)	ASSETS	AMOUNT (RS.)	AMOUNT (RS.)
ACCUMULATED FUND			FIXED ASSETS		
BALANCE AS PER LAST YEAR	14,15,59,704.95		OPENING BALANCE	12,53,39,964.53	
LESS : DEFICIT DURING THE YEAR	1,52,67,718.63	12,62,91,986.32	ADDITION DURING THE YEAR	22,79,515.00	
				12,76,19,479.53	
RESERVE & SURPLUS			LESS : DEPRECIATION	1,32,48,164.00	
BALANCE AS PER LAST YEAR		15,04,04,404.83	NET ASSETS		11,43,71,315.53
			(ANNEXURE "D")		
CAUTION MONEY REFUNDABLE		68,59,210.00	INVESTMENTS		1,24,43,928.00
			(ANNEXURE "E")		
ADVANCE FEE RECEIVED		61,17,138.90	CURRENT ASSETS, LOANS & ADVANCES		
(ANNEXURE "A")			LOANS & ADVANCES		17,36,18,912.85
			(ANNEXURE "F")		
RESERVE FUND		26,81,526.31	DEPOSIT		16,48,512.00
DUTIES & TAXES		2,29,898.00	STUDENT FEE RECEIVABLE		1,33,74,866.50
TAX DEDUCTED AT SOURCE			(ANNEXURE "G")		
CURRENT LIABILITIES					
CREDITORS		62,38,647.00	CASH & BANK BALANCES		
(ANNEXURE "B")			(ANNEXURE "H")		
OTHER LIABILITIES & PROVISIONS		2,02,77,678.40	CASH IN HAND	1,01,813.00	
(ANNEXURE "C")			BANK BALANCE	35,41,981.88	36,43,794.88
TOTAL		31,91,00,489.76	TOTAL		31,91,00,489.76

As per our Audit Report Attached

PLACE : Gwalior
DATE : 11.07.2022

Handwritten Signature
DIRECTOR
Institute of Technology & Management
Gwalior (M.P.)



Handwritten Signature
DIRECTOR
Institute of Technology & Management
Gwalior (M.P.)

INSTITUTE OF TECHNOLOGY & MANAGEMENT : GWALIOR
INCOME & EXPENDITURE FOR THE YEAR ENDED 31ST MARCH 2022

EXPENDITURE	AMOUNT (RS.)	INCOME	AMOUNT (RS.)
TO AFFILIATION AND APPLICATION FEE	8,05,735.60	BY FEE RECEIVED FROM STUDENTS	10,98,70,800.00
TO ACCREDITATION EXPENSES	4,82,020.00	BY TRAINING & PLACEMENT FEE RECEIVED	2,15,000.00
TO AUDIT FEE	1,00,000.00	BY SERVICE CHARGES	23,850.00
TO ALUMNI MEET	48,000.00	BY MISC. RECEIVED	1,12,613.39
TO BANK CHARGES	24,973.29	BY EXAM FEE RECEIVED	27,735.00
TO SUBSCRIPTION FOR PERIODICALS & JOURNALS	1,11,544.00		
TO ART & CULTURAL ACTIVITIES	18,43,010.00		
TO COUNSELLING EXPENSES	1,15,645.00	BY DEFICIT	1,52,67,718.63
TO CONSULTANCE EXPENSES	75,000.00	(BEING EXCESS OF EXPENDITURE OVER	
TO STAFF & STUDENTS WELFARE EXPENSES	40,13,559.00	INCOME DURING THE YEAR)	
TO REPAIR & MAINTENANCE (BUILDING & OTHERS)	98,96,536.00		
TO REPAIR & MAINTENANCE VEHICAL	1,40,087.98		
TO DEPRECIATION ACCOUNT	1,32,48,104.00		
TO EXAM EXPENSES	3,200.00		
TO OTHER EXPENSES ON OBJECT OF TRUST	45,000.00		
TO ELECTRICITY & WATER CHARGES	1,14,42,904.10		
TO EDUCATIONAL & PROMOTIONAL ACTIVITY	26,22,668.00		
TO HORTICULTURE EXPENSES	1,80,685.00		
TO HOUSEKEEPING EXPENSES	1,46,273.00		
TO INTERNET EXPENSES	3,50,284.46		
TO INSURANCE EXPENSES	4,42,695.00		
TO LEGAL EXPENSES	37,900.00		
TO LAND DIVERSION EXPENSES	2,85,734.00		
TO MISCELLANEOUS OFFICE EXPENSES	3,10,498.00		
TO MEMBERSHIP & SPONSORSHIP EXPENSES	18,880.00		
TO POSTAGE & TELEGRAM EXPENSES	7,466.00		
TO PROPERTY TAX	1,92,011.00		
TO RESEARCH & DEVELOPMENT EXPENSES	1,74,323.00		
TO RAW MATERIAL FOR LAB WORKSHOP	13,30,319.00		
TO SALARY & OTHER ALLOWANCES	7,28,76,248.00		
TO SEMINAR & CONFERENCE EXPENSES	5,43,273.00		
TO SPORTS EXPENSES	94,250.00		
TO STATIONERY & PRINTING EXPENSES	11,14,406.00		
TO SMART CLASSES EXPENSES	4,16,990.00		
TO STUDENT TRAINING EXPENSES	53,512.00		
TO SECURITY EXPENSES	8,23,328.00		
TO TELEPHONE EXPENSES	2,32,768.59		
TO TRAVELLING EXPENSES	2,61,821.00		
TO VISITING FACULTY	1,24,250.00		
TO WEBSITE EXPENSES	4,81,815.00		
TOTAL	12,55,17,717.02	TOTAL	12,55,17,717.02

As per out Audit Report Attached

PLACE : Gwalior
DATE : 11.07.2022



M.B. Gie
DIRECTOR

DIRECTOR
Institute of Technology & Management
Gwalior (M.P.)

M.B.
DIRECTOR

Institute of Technology & Management
Gwalior (M.P.)

INSTITUTE OF TECHNOLOGY & MANAGEMENT : GWALIOR

(ANNEXURE " D ")

FIXED ASSETS (FOR THE YEAR ENDED 31ST MARCH 2022)

S.No.	Particulars	Rate of Dep.	Op. Balance As on 01.04.2021	Addition Up to 30.09.2021	Addition Up to 31.03.2022	Deduction/ Transfer	Gross Block As on 31.03.2022	Dep. up to 30.09.21	Dep. up to 31.03.22	Total Dep.	Net Block As on 31.03.2022
1	Land	0%	3,495,086.00	-	-	-	3,495,086.00	-	-	-	3,495,086.00
2	Building	10%	83,589,958.65	-	486,729.00	-	84,076,687.65	8,358,996.00	24,336.00	8,383,332.00	75,693,355.65
3	Computer & Software	60%	2,151,489.56	-	388,850.00	-	2,540,339.56	1,298,304.00	116,655.00	1,414,959.00	1,125,380.56
4	Furniture & Fixture	10%	15,377,975.70	12,350.00	778,823.00	-	16,156,798.70	1,537,798.00	38,941.00	1,576,739.00	14,580,059.70
5	Lab Equipment	15%	2,128,452.00	-	456,850.00	-	2,585,302.00	319,268.00	34,264.00	353,532.00	2,231,770.00
6	Books	60%	254,500.00	-	94,114.00	-	348,614.00	152,736.00	28,234.00	180,970.00	167,644.00
7	Other Assets	15%	3,693,194.62	17,800.00	43,999.00	-	3,754,993.62	856,649.00	3,309.00	859,958.00	2,895,035.62
8	Vehicles	15%	3,190,819.40	-	-	-	3,190,819.40	478,623.00	-	478,623.00	2,712,196.40
9	Art Lab	0%	9,458,428.00	-	-	-	9,458,428.00	-	-	-	9,458,428.00
Total			125,339,964.53	30,150.00	2,249,365.00	-	127,619,479.53	13,002,374.00	245,730.00	13,248,104.00	114,371,375.53



M.B. Jeevan
DIRECTOR


Institute of Technology & Management
Gwalior (M.P.)

M.B. Jeevan
DIRECTOR

Institute of Technology & Management
Gwalior (M.P.)

5. **Audited statement of income and expenditure highlighting infrastructure development and augmentation items excluding salary component for the session 2020-21**

“JaiGurudev”

 **Manoj Jeevan & Associates**
Chartered Accountants

AUDIT REPORT

We have audited the attached Balance Sheet of Institute of Technology & Management Gwalior (Run by Samata Lok Sansthan Trust) as at 31st March 2021, together with the Income & Expenditure Account of the Institute of Technology & Management Gwalior for the year ended 31st March 2021. These financial statements are the responsibility of Management, our responsibility is to express an opinion on these financial statements based on our audit. We report as under :

(a) We have obtained all the information and explanations, which to the best of our knowledge and belief were necessary for the purpose of audit.

(b) In our opinion, proper books of account have been kept by the Institute so far as it appeared from our examination of books.

(c) The Balance Sheet and Income & Expenditure Account dealt with by the report are in agreement with the books of account.

(d) According to information and explanations given to us and books of accounts produced before us, there is no material concealment and misrepresentation about financial affairs.


(e) The Financial Statements have been drawn up in conformity with the Accounting Principles generally accepted in India


(f) The said Balance Sheet and Income & Expenditure Account give a true and fair view :-

(i) In so far as it relates to Balance Sheet, of the state of affairs of Institute of Technology & Management, Gwalior as at 31st March 2021 and

(ii) In so far as it relates to the Income & Expenditure Account, of the Surplus of Institute of Technology & Management, Gwalior for the year ended 31st March 2021.

Place : GWALIOR
Date : 10/01/2022
UDIN : 22076417AAAAAT2210

For MANOJ JEEVAN & ASSOCIATES
Chartered Accountants

(MANOJ GOYAL)
PARTNER
Membership No. : 076417
Registration No. : 007380C


DIRECTOR
Institute of Technology & Management
Gwalior (M.P.)

GL-1 Ground Floor, Shristhi Complex, Kherapati Road, Gwalior-474002
Telephone : 0751-2420215, 4071779, Mob. : +91 9425111779, Fax : 0751-2420215
E-mail : manojjeevan@rediffmail.com, camjeevan@gmail.com

INSTITUTE OF TECHNOLOGY & MANAGEMENT : GWALIOR
BALANCE SHEET FOR THE YEAR ENDED 31ST MARCH 2021

LIABILITIES	AMOUNT (RS.)	AMOUNT (RS.)	ASSETS	AMOUNT (RS.)	AMOUNT (RS.)
ACCUMULATED FUND			FIXED ASSETS		
BALANCE AS PER LAST YEAR	129,645,098.77		OPENING BALANCE	133,638,836.53	
ADD : SURPLUS DURING THE YEAR	11,914,606.18	141,559,704.95	ADDITION DURING THE YEAR	5,715,708.00	
				139,354,544.53	
RESERVE & SURPLUS			LESS : DEPRECIATION	14,014,580.00	
BALANCE AS PER LAST YEAR		150,404,404.83	NET ASSETS		125,339,964.53
			(ANNEXURE "D")		
CAUTION MONEY REFUNDABLE		6,661,710.00	INVESTMENTS		1,998,598.00
			(ANNEXURE "E")		
ADVANCE FEE RECEIVED		2,672,427.90	CURRENT ASSETS		
(ANNEXURE "A")			ADVANCES		
			LOANS & ADVANCES		182,478,654.14
RESERVE FUND		2,341,809.31	(ANNEXURE "F")		
			DEPOSIT		1,723,710.00
DUTIES & TAXES		439,038.00			
TAX DEDUCTED AT SOURCE			STUDENT FEE RECEIVABLE		10,399,270.00
			(ANNEXURE "G")		
CURRENT LIABILITIES			CASH & BANK BALANCES		
CREDITORS		8,164,785.00	(ANNEXURE "H")		
(ANNEXURE "B")			CASH IN HAND	100,961.00	
OTHER LIABILITIES & PROVISIONS		12,903,004.40	BANK BALANCE	3,105,726.72	3,206,687.72
(ANNEXURE "C")					
TOTAL		325,146,884.39	TOTAL		325,146,884.39

As per out Audit Report
PLACE : Gwalior
DATE : 10.01.2022



MJB
DIRECTOR
DIRECTOR
Institute of Technology & Management
Gwalior (M.P.)

MJB
DIRECTOR
Institute of Technology & Management
Gwalior (M.P.)


INSTITUTE OF TECHNOLOGY & MANAGEMENT : GWALIOR
INCOME & EXPENDITURE FOR THE YEAR ENDED 31ST MARCH 2021

EXPENDITURE	AMOUNT (RS.)	INCOME	AMOUNT (RS.)
TO AFFILIATION AND APPLICATION FEE	1,077,902.00	BY FEE RECEIVED FROM STUDENTS	103,603,000.00
TO AUDIT FEE	100,000.00	BY HOSTEL FEE RECEIVED	72,247.00
TO ALUMNI MEET	100,000.00	BY SERVICE CHARGES	1,000.00
TO BANK CHARGES	23,545.42	BY INTEREST RECEIVED	129,453.00
TO SUBSCRIPTION FOR PERIODICALS & JOURNALS	45,602.00	BY MISC. RECEIVED	817,409.23
TO ART & CULTURAL ACTIVITIES	103,985.00	BY EXAM FEE RECEIVED	12,060.00
TO COUNSELLING EXPENSES	86,861.00	BY CREDITORS WRIT OFF	610.00
TO STAFF & STUDENTS WELFARE EXPENSES	535,474.45	BY SEMINAR & WORKSHOP RECEIVED	6,000.00
TO REPAIR & MAINTENANCE (BUILDING & OTHERS)	1,654,316.00		
TO REPAIR & MAINTENANCE VEHICAL	192,506.00		
TO BUS RUNNING EXPENSES	686,197.00		
TO DEPRECIATION ACCOUNT	14,014,580.00		
TO OTHER EXPENSES ON OBJECT OF TRUST	34,802.00		
TO ELECTRICITY & WATER CHARGES	6,415,699.50		
TO EDUCATIONAL & PROMOTIONAL ACTIVITY	546,001.00		
TO FREIGHT & CARTAGE	25,230.00		
TO HOSTEL EXPENSES	4,736,406.00		
TO HORTICULTURE EXPENSES	31,681.00		
TO HOUSEKEEPING EXPENSES	153,162.00		
TO INTERNET EXPENSES	326,776.22		
TO INTEREST PAID	549,860.34		
TO INSURANCE EXPENSES	456,610.00		
TO LEGAL EXPENSES	26,900.00		
TO LAND DIVERSION EXPENSES	226,200.00		
TO MISCELLANEOUS OFFICE EXPENSES	61,802.00		
TO POSTAGE & TELEGRAM EXPENSES	57,221.00		
TO PROPERTY TAX	85,876.00		
TO RESEARCH & DEVELOPMENT EXPENSES	64,996.00		
TO RAW MATERIAL FOR LAB WORKSHOP	143,982.00		
TO SALARY & OTHER ALLOWANCES	55,691,543.00		
TO SEMINAR & CONFERENCE EXPENSES	56,900.00		
TO STATIONERY & PRINTING EXPENSES	635,269.00		
TO SCHOLARSHIP TO STUDENTS	1,005,150.00		
TO STUDENT TRAINING EXPENSES	903,447.00		
TO SECURITY EXPENSES	1,022,152.00		
TO TELEPHONE EXPENSES	255,078.12		
TO TRAVELLING EXPENSES	244,320.00		
TO TYPING & ELECTROSTATE EXPENSES	3,826.00		
TO VISITING FACUL TY	23,000.00		
TO WEBSITE EXPENSES	322,314.00		
TO SURPLUS	11,914,606.18		
(BEING EXCESS OF INCOME OVER EXPENDITURE DURING THE YEAR)			
TOTAL	104,641,779.23	TOTAL	104,641,779.23

As per out Audit Report

PLACE : Gwalior

DATE : 10.01.2022



DIRECTOR

Institute of Technology & Management
Gwalior (M.P.)

DIRECTOR

Institute of Technology & Management
Gwalior (M.P.)

INSTITUTE OF TECHNOLOGY & MANAGEMENT : GWALIOR

(ANNEXURE " D ")

FIXED ASSETS (FOR THE YEAR ENDED 31ST MARCH 2021)


S.No.	Particulars	Rate of Dep.	Op. Balance As on 01.04.2020	Addition Up to 30.09.2020	Addition Up to 31.03.2021	Deduction/ Transfer	Gross Block As on 31.03.2021	Dep. up to 30.09.20	Dep. up to 31.03.21	Total Dep.	Net Block As on 31.03.2021
1	Land	0%	3,495,086.00	-	-	-	3,495,086.00	-	-	-	3,495,086.00
2	Building	10%	85,213,377.65	-	-	-	85,213,377.65	8,521,338.00	-	8,521,338.00	76,692,039.65
3	Building Under Construction	10%	6,061,566.00	-	1,442,510.00	-	7,504,076.00	606,157.00	-	606,157.00	6,897,919.00
4	Computer & Software	60%	537,588.56	15,200.00	2,757,677.00	-	3,310,465.56	331,673.00	827,303.00	1,158,976.00	2,151,489.56
5	Furniture & Fixture	10%	15,841,044.70	-	1,180,037.00	-	17,021,081.70	1,584,104.00	59,002.00	1,643,106.00	15,377,975.70
6	Lab Equipment	15%	2,504,061.00	-	-	-	2,504,061.00	375,609.00	-	375,609.00	2,128,452.00
7	Books	60%	75,903.60	-	320,284.00	-	396,187.60	45,542.00	96,085.00	141,627.00	254,560.60
8	Other Assets	15%	6,697,875.62	-	-	-	6,697,875.62	1,004,681.00	-	1,004,681.00	5,693,194.62
9	Vehicles	15%	3,753,905.40	-	-	-	3,753,905.40	563,086.00	-	563,086.00	3,190,819.40
10	Art Lab	0%	9,458,428.00	-	-	-	9,458,428.00	-	-	-	9,458,428.00
	Total		133,638,836.53	15,200.00	5,700,508.00	-	139,354,544.53	13,032,190.00	982,390.00	14,014,580.00	125,339,964.53




DIRECTOR
 Institute of Technology & Management
 Gwalior (M.P.)

6. **Audited statement of income and expenditure highlighting infrastructure development and augmentation items excluding salary component for the session 2019-20**

"JaiGurudev"

 **Manoj Jeevan & Associates**
Chartered Accountants

AUDIT REPORT

We have audited the attached Balance Sheet of Institute of Technology & Management Gwalior (Run by Samata Lok Sansthan Trust) as at 31st March 2020, together with the Income & Expenditure Account of the Institute of Technology & Management Gwalior for the year ended 31st March 2020. These financial statements are the responsibility of Management, our responsibility is to express an opinion on these financial statements based on our audit. We report as under :

(a) We have obtained all the information and explanations, which to the best of our knowledge and belief were necessary for the purpose of audit.

(b) In our opinion, proper books of account have been kept by the Institute so far as it appeared from our examination of books.

(c) The Balance Sheet and Income & Expenditure Account dealt with by the report are in agreement with the books of account.

(d) According to information and explanations given to us and books of accounts produced before us, there is no material concealment and misrepresentation about financial affairs.

(e) The Financial Statements have been drawn up in conformity with the Accounting Principles generally accepted in India


(f) The said Balance Sheet and Income & Expenditure Account give a true and fair view :-


(i) In so far as it relates to Balance Sheet, of the state of affairs of Institute of Technology & Management, Gwalior as at 31st March 2020 and

(ii) In so far as it relates to the Income & Expenditure Account, of the Surplus of Institute of Technology & Management, Gwalior for the year ended 31st March 2020.

Place : GWALIOR
Date : 03/12/2020
UDIN : 20076417AAAABV6325

For MANOJ JEEVAN & ASSOCIATES
Chartered Accountants


(MANOJ GOYAL)
PARTNER
Membership No. : 076417
Registration No. : 007380C


DIRECTOR
Institute of Technology & Management
Gwalior (M.P.)

GL-1 Ground Floor, Shristhi Complex, Kherapati Road, Gwalior-474002
Telephone : 0751-2420215, 4071779, Mob. : +91 9425111779, Fax : 0751-2420215
E-mail : manojjeevan@rediffmail.com, camjeevan@gmail.com

INSTITUTE OF TECHNOLOGY & MANAGEMENT : GWALIOR
BALANCE SHEET FOR THE YEAR ENDED 31ST MARCH 2020

LIABILITIES	AMOUNT (RS.)	AMOUNT (RS.)	ASSETS	AMOUNT (RS.)	AMOUNT (RS.)
ACCUMULATED FUND			FIXED ASSETS		
BALANCE AS PER LAST YEAR	119,265,978.17		OPENING BALANCE	142,137,865.03	
ADD : SURPLUS DURING THE YEAR	10,379,120.60	129,645,098.77	ADDITION DURING THE YEAR	5,661,818.50	
				147,799,683.53	
RESERVE & SURPLUS			LESS : DEPRECIATION	14,160,847.00	
BALANCE AS PER LAST YEAR		150,404,404.83	NET ASSETS		133,638,836.53
SECURED LOAN			(ANNEXURE "D")		
HDFC LOAN		9,955,555.54	INVESTMENTS		1,894,198.00
CAUTION MONEY REFUNDABLE		6,487,710.00	(ANNEXURE "E")		
ADVANCE FEE RECEIVED		3,042,667.90	CURRENT ASSETS LOANS & ADVANCES		
(ANNEXURE "A")			LOANS & ADVANCES		167,753,842.36
RESERVE FUND		2,668,571.31	(ANNEXURE "F")		
DUTIES & TAXES		164,380.00	DEPOSIT		1,926,679.50
TAX DEDUCTED AT SOURCE			STUDENT FEE RECEIVABLE		9,864,849.00
CURRENT LIABILITIES			(ANNEXURE "G")		
CREDITORS		7,235,921.00	CASH & BANK BALANCES		
(ANNEXURE "B")			(ANNEXURE "H")		
OTHER LIABILITIES & PROVISIONS		6,985,953.40	CASH IN HAND	26,568.00	
(ANNEXURE "C")			BANK BALANCE	1,485,289.36	1,511,857.36
TOTAL		316,590,262.75	TOTAL		316,590,262.75

As per out Audit Report Attached

PLACE : Gwalior
DATE : 03.12.2020



[Signature]
DIRECTOR

DIRECTOR
Institute of Technology & Management
Gwalior (M.P.)

[Signature]
DIRECTOR

Institute of Technology & Management
Gwalior (M.P.)

INSTITUTE OF TECHNOLOGY & MANAGEMENT : GWALIOR
INCOME & EXPENDITURE FOR THE YEAR ENDED 31ST MARCH 2020

EXPENDITURE	AMOUNT (RS.)	INCOME	AMOUNT (RS.)
TO AFFILIATION AND APPLICATION FEE	1,412,330.00	BY FEE RECEIVED FROM STUDENTS	110,509,800.00
TO AUDIT FEE	100,000.00	BY BUS FEE RECEIVED	8,889,260.00
TO ALUMNI MEET	40,073.00	BY HOSTEL FEE RECEIVED	1,712,383.00
TO BANK CHARGES	38,648.19	BY TRAINING & PLACEMENT FEE RECEIVED	2,943,500.00
TO SUBSCRIPTION FOR PERIODICALS & JOURNALS	106,452.00	BY SERVICE CHARGES	10,360.00
TO ART & CULTURAL ACTIVITIES	1,355,134.00	BY INTEREST RECEIVED	138,105.00
TO CONSULTING CHARGES	30,000.00	BY MISC. RECEIVED	516,928.00
TO COUNSELLING EXPENSES	1,171,687.00	BY EXAM FEE RECEIVED	4,546.00
TO STAFF & STUDENTS WELFARE EXPENSES	544,719.00	BY CREDITORS WRITE OFF	1,617,153.00
TO REPAIR & MAINTENANCE (BUILDING & OTHERS)	2,536,384.00	BY PROFIT ON SALE OF CAR	5,000.00
TO REPAIR & MAINTENANCE VEHICAL	287,811.00	BY SEMINAR & WORKSHOP RECEIVED	41,138.00
TO BUS RUNNING EXPENSES	6,287,414.25	BY GRANT RECEIVED	1,949,890.32
TO DEPRECIATION ACCOUNT	14,160,847.00		
TO OTHER EXPENSES ON OBJECT OF TRUST	37,035.00		
TO ELECTRICITY & WATER CHARGES	8,470,662.86		
TO EXAM EXPENSES	12,360.00		
TO EDUCATION FAIR EXPENSES	506,201.00		
TO EDUCATIONAL & PROMOTIONAL ACTIVITY	6,806,759.00		
TO FREIGHT & CARTAGE	9,655.00		
TO HOSTEL EXPENSES	2,452,858.00		
TO HORTICULTURE EXPENSES	64,062.00		
TO HOUSEKEEPING EXPENSES	168,367.00		
TO INTERNET EXPENSES	615,485.82		
TO INTEREST PAID	1,492,282.94		
TO INSURANCE EXPENSES	2,236,529.00		
TO LEGAL EXPENSES	46,224.00		
TO LAND DIVERSION EXPENSES	751,608.00		
TO MISCELLANEOUS OFFICE EXPENSES	201,648.00		
TO POSTAGE & TELEGRAM EXPENSES	61,549.00		
TO PROPERTY TAX	343,104.00		
TO FIXED ASSETES WRITE OFF	4,366.50		
TO RESEARCH & DEVELOPMENT EXPENSES	681,373.00		
TO RAW MATERIAL FOR LAB WORKSHOP	290,590.60		
TO SALARY & OTHER ALLOWANCES	60,204,516.00		
TO SEMINAR & CONFERENCE EXPENSES	53,957.00		
TO STATIONERY & PRINTING EXPENSES	245,925.00		
TO SCHOLARSHIP TO STUDENTS	1,492,350.00		
TO STUDENT TRAINING EXPENSES	2,043,820.00		
TO SECURITY EXPENSES	877,422.00		
TO SPORTS EXPENSES	452,736.00		
TO TELEPHONE EXPENSES	382,326.36		
TO TRAVELLING EXPENSES	495,295.20		
TO TYPING & ELECTROSTATE EXPENSES	3,567.00		
TO VISITING FACULTY	102,288.00		
TO WEBSITE EXPENSES	300,520.00		
TO SURPLUS	10,379,120.60		
(BEING EXCESS OF INCOME OVER EXPENDITURE DURING THE YEAR)			
TOTAL	130,358,063.32	TOTAL	130,358,063.32

As per out Audit Report Attached

PLACE : Gwalior
DATE : 03.12.2020



DIRECTOR

Institute of Technology & Management
Gwalior (M.P.)

DIRECTOR

Institute of Technology & Management

INSTITUTE OF TECHNOLOGY & MANAGEMENT : GWALIOR

(ANNEXURE " D ")

FIXED ASSETS (FOR THE YEAR ENDED 31ST MARCH 2020)

S.No.	Particulars	Rate of Dep.	Op. Balance As on 01.04.2019	Addition Up to 30.09.2019	Addition Up to 31.03.2020	Deduction/ Transfer	Gross Block As on 31.03.2020	Dep. up to 30.09.19	Dep. up to 31.03.20	Total Dep.	Net Block As on 31.03.2020
1	Land	0%	3,495,086.00	-	-	-	3,495,086.00	-	-	-	3,495,086.00
2	Building	10%	94,681,530.65	-	-	-	94,681,530.65	9,468,153.00	-	9,468,153.00	85,213,377.65
3	Building Under Construction	0%	4,121,926.00	829,169.00	1,110,471.00	-	6,061,566.00	-	-	-	6,061,566.00
4	Computer & Software	60%	248,664.56	831,670.00	150,650.00	-	1,230,984.56	648,201.00	45,195.00	693,396.00	537,588.56
5	Furniture & Fixture	10%	15,546,482.70	268,040.00	1,692,604.00	-	17,507,126.70	1,581,452.00	84,630.00	1,666,082.00	15,841,044.70
6	Lab Equipment	15%	2,677,912.00	-	246,309.00	-	2,924,221.00	401,687.00	18,473.00	420,160.00	2,504,061.00
7	Books	60%	147,963.60	10,650.00	17,797.00	-	176,410.60	95,168.00	5,339.00	100,507.00	75,903.60
8	Other Assets	15%	7,339,145.62	147,483.00	361,342.00	-	7,847,970.62	1,122,994.00	27,101.00	1,150,095.00	6,697,875.62
9	Vehicles	15%	4,420,725.90	-	-	-	4,416,359.40	662,454.00	-	662,454.00	3,753,905.40
10	Art Lab	0%	9,458,428.00	-	-	4,366.50	9,458,428.00	-	-	-	9,458,428.00
	Total		142,137,865.03	2,087,012.00	3,579,173.00	4,366.50	147,799,683.53	13,980,109.00	180,738.00	14,160,847.00	133,638,836.53



(Signature)
DIRECTOR

Institute of Technology & Management
Gwalior (M.P.)

7. Extract of Expenditure on the infrastructure development and augmentation, excluding the salary component for the Session 2023-24



INSTITUTE OF TECHNOLOGY & MANAGEMENT
www.itmgoi.in

भारतीय प्रौद्योगिकी संस्थान
CMAI, AICTE & RGPV
गुवाली

1. Extract of Expenditure on Infrastructure Development and Augmentation for the Session 2023-24

S.No.	PARTICULARS	
1	EXPENDITURE FOR INFRASTRUCTURE DEVELOPMENT AND AUGMENTATION	2023-2024
	BUILDING	2,20,12,004.00
	COMPUTER & SOFTWARE	42,30,078.00
	FURNITURE & FIXTURE	41,93,904.00
	LAB EQUIPMENTS	1,75,346.00
	BOOKS	5,44,320.00
	OTHER ASSETS	7,98,224.00
	VEHICLES	-
	ART LAB	-
	DEPRECIATION	1,81,93,286.00
	INTEREST	-
	SUB TOTAL 1 (EXPENDITURE ON INFRASTRUCTURE AUGMENTATION EXCLUDING SALARY)	5,01,47,162.00

Devendra Tomar
Finance Officer
Institute of Technology & Management, Gwalior

Dr. Meenakshi Mazumdar
Director

DIRECTOR
Institute of Technology & Management,
Gwalior (M.P.)

MANOJ JEEVAN & ASSOCIATES
(Chartered Accountants)
Membership No.: 076417
Registration No.: 007380C

ITM Campus, NH-75, Opposite Sithouli Railway Station, Gwalior (M.P.)- 475001, India
mail: directoritmo@itmgoi.in, web: www.itmgoi.in

8. Extract of Expenditure on the infrastructure development and augmentation, excluding the salary component for the Session 2022-23



INSTITUTE OF TECHNOLOGY & MANAGEMENT
www.itmgoi.in

ग्रेड इन्स्टीट्यूट के लिए
CMAI, AICTE & RGPV
द्वारा प्रमाणित

2. Extract of Expenditure on Infrastructure Development and Augmentation for the Session 2022-23

S.NO.	PARTICULARS	CAYI
1	EXPENDITURE FOR INFRASTRUCTURE DEVELOPMENT AND AUGMENTATION	2022-23
	BUILDING	8,34,751.00
	COMPUTER & SOFTWARE	39,39,700.00
	FURNITURE & FIXTURE	43,01,155.00
	LAB EQUIPMENTS	4,27,790.00
	BOOKS	2,71,041.00
	OTHER ASSETS	1,44,23,946.00
	VEHICLES	4,57,451.00
	ART LAB	-
	DEPRECIATION	1,47,97,344.00
	INTEREST	-
	SUB TOTAL 1 (EXPENDITURE ON INFRASTRUCTURE AUGMENTATION EXCLUDING SALARY)	3,94,53,178.00

Devidra Tomar
Finance Officer
Institute of Technology & Management, Gwalior

Dr. Meenakshi Mazumdar
Director

DIRECTOR
Institute of Technology & Management
Gwalior (M.P.)

(Manoj Goyal)
Partner
Membership No: 4076417
Registration No: 407380C

9. **Extract of Expenditure on the infrastructure development and augmentation, excluding the salary component for the Session 2023-24 2021-22**



INSTITUTE OF TECHNOLOGY & MANAGEMENT
www.itmgoi.in

ग्रेड इंस्टीट्यूट्स के लिए
CMAI, AICTE & RGPV
हस्ता प्रत्यक्ष

3. **Extract of Expenditure on Infrastructure Development and Augmentation for the Session 2021-22**

S.No.	PARTICULARS	2021-22
1	EXPENDITURE FOR INFRASTRUCTURE DEVELOPMENT AND AUGMENTATION	2021-22
	BUILDING	4,86,729.00
	COMPUTER & SOFTWARE	4,01,200.00
	FURNITURE & FIXTURE	7,78,823.00
	LAB EQUIPMENTS	4,56,850.00
	BOOKS	94,114.00
	OTHER ASSETS	61,799.00
	VEHICLES	-
	ART LAB	-
	DEPRECIATION	1,32,48,104.00
	INTEREST	-
	SUB TOTAL 1 (EXPENDITURE ON INFRASTRUCTURE AUGMENTATION EXCLUDING SALARY)	1,55,27,619.00


Devendra Tomar
Finance Officer
Institute of Technology & Management Gwalior


Dr. Meenakshi Mazumdar
Director
DIRECTOR
Institute of Technology & Management
Gwalior (M.P.)


Manoj Goyal
Chairman
Membership No.: 076417
Registration No.: 007380C

10. Extract of Expenditure on the infrastructure development and augmentation, excluding the salary component for the Session 2020-21



4. Extract of Expenditure on Infrastructure Development and Augmentation for the Session 2020-21

S.No.	PARTICULARS	CAY3
1	EXPENDITURE FOR INFRASTRUCTURE DEVELOPMENT AND AUGMENTATION	2020-2021
	BUILDING	14,42,510.00
	COMPUTER & SOFTWARE	27,72,877.00
	FURNITURE & FIXTURE	11,80,037.00
	LAB EQUIPMENTS	-
	BOOKS	3,20,284.00
	OTHER ASSETS	-
	VEHICLES	-
	ART LAB	-
	DEPRECIATION	1,40,14,580.00
	INTEREST	5,49,860.34
	SUB TOTAL 1 (EXPENDITURE ON INFRASTRUCTURE AUGMENTATION EXCLUDING SALARY)	2,02,80,148.34


Devendra Tomar
Finance Officer
 Institute of Technology &
 Management, Gwalior


Dr. Meenalshi Mazumdar
Director
DIRECTOR
 Institute of Technology & Management
 Gwalior (M.P.)


(Manoj Goyal)
Partner
 Membership No.: 076417
 Registration No.: 007380C
 Chartered Account

11. Extract of Expenditure on the infrastructure development and augmentation, excluding the salary component for the Session 2019-20



INSTITUTE OF TECHNOLOGY & MANAGEMENT
www.itmgoi.in

बैठक इकाई इंटर्नेट के लिए
CMAI, AICTE & RGPV
द्वारा प्रमाणित

5. Extract of Expenditure on Infrastructure Development and Augmentation for the Session 2019-20

c	PARTICULARS	CAY4
1	EXPENDITURE FOR INFRASTRUCTURE DEVELOPMENT AND AUGMENTATION	2019-2020
	BUILDING	19,39,640.00
	COMPUTER & SOFTWARE	9,82,320.00
	FURNITURE & FIXTURE	19,60,644.00
	LAB EQUIPMENTS	2,46,309.00
	BOOKS	28,447.00
	OTHER ASSETS	5,08,825.00
	VEHICLES	(4,366.50)
	ART LAB	-
	DEPRECIATION	1,41,60,847.00
	INTEREST	14,92,282.94
	SUB TOTAL 1 (EXPENDITURE ON INFRASTRUCTURE AUGMENTATION EXCLUDING SALARY)	2,13,14,948.44

Devendra Tomar
Finance Officer
Institute of Technology & Management, Gwalior

Dr. Meenakshi Mazumdar
Director
DIRECTOR
Institute of Technology & Management
Gwalior (M.P.)

(Manoj Goyal)
Partner
Membership No.: 076417
Registration No.: 007380C